


KHANANI SECURITIES (PVT.) LIMITED
 STATEMENT OF FINANCIAL POSITION (UNAUDITED)
 AS AT SEPTEMBER 2022


	30-Sep-22	30-Sep-21
ASSETS		
NON-CURRENT ASSETS		
Property & Equipment	489,304	489,304
Intangible Assets	2,750,000	2,224,700
Long Term Investment	4,125,000	4,275,000
	<u>7,364,304</u>	<u>6,989,004</u>
CURRENT ASSETS		
Trade Receivables	1,247,204	1,750,404
Accounts Receivable	24,241,257	22,471,909
Advances, Deposits & Other Receivables	1,983,000	2,244,000
Cash & Bank	27,000,000	26,244,722
	<u>53,471,461</u>	<u>52,701,035</u>
TOTAL ASSETS	<u>60,835,765</u>	<u>59,690,039</u>
EQUITY AND LIABILITIES		
CAPITAL AND RESERVES		
Authorized Capital		
10,000,000 (100% Equity Shares of Rs. 100/- each)	<u>10,000,000</u>	<u>10,000,000</u>
Reserve, Profit and Other Capital		
Reserves	<u>50,000,000</u>	<u>49,690,039</u>
	<u>60,000,000</u>	<u>59,690,039</u>
LIABILITIES		
CURRENT LIABILITIES		
Trade Payable	1,247,204	1,750,404
Accounts Payable & Other Liabilities	50,000	50,000
Provision for Taxation	1,707,796	1,809,596
	<u>3,005,000</u>	<u>3,610,000</u>
CONTINGENCIES AND COMMITMENTS		
TOTAL EQUITY AND LIABILITIES	<u>60,835,765</u>	<u>59,690,039</u>


 CEO


 CFO

KHANANI SECURITIES (PVT.) LIMITED
STATEMENT OF FINANCIAL POSITION (UNAUDITED)
AS AT SEPTEMBER 30, 2022

	30-Sep-22	30-Jun-22
ASSETS		
NON-CURRENT ASSETS		
Property & Equipment	485,909	485,909
Intangible Assets	2,750,000	2,750,000
Long Term Deposit	4,155,000	4,155,000
	7,390,909	7,390,909
CURRENT ASSETS		
Trade Receivable	8,697,234	2,708,406
Short Term Investment	19,961,337	20,641,909
Advance, Deposits & other Receivable	9,681,035	9,146,588
Cash & Bank Balance	27,076,767	28,508,212
	65,416,373	61,005,114
TOTAL ASSETS	72,807,282	68,396,023
EQUITY AND LIABILITIES		
CAPITAL AND RESERVES		
Authorized Capital		
10,000,000 (2020: 10,000,000) ordinary shares of Rs. 10/- each	100,000,000	100,000,000
Issue, Subscribed and Paid-up Capital	50,010,000	40,010,000
Reserves	14,636,478	16,574,399
	64,646,478	56,584,399
LIABILITIES		
CURRENT LIABILITIES		
Trade Payable	7,841,502	11,720,738
Accrued Expenses & other Liabilities	315,195	86,779
Provision for Taxation	4,107	4,107
	8,160,804	11,811,624
CONTINGENCIES AND COMMITMENTS		
TOTAL EQUITY AND LIABILITIES	72,807,282	68,396,023


Chief Executive


Director

KHANANI SECURITIES (PVT.) LTD
STATEMENT OF PROFIT OR LOSS (UNAUDITED)
FOR THE PERIOD ENDED SEPTEMBER 30, 2022

REVENUE

Operating revenue

951,994

951,994

Administrative expences

(2,300,303)

Finance cost

(1,695)

(2,301,998)

Operating profit / (loss)

(1,350,004)

Other incom

95,017

Profit / (loss) before taxation


(1,254,987)

Taxation

Profit / (loss) after taxation

(1,254,987)


Chief Executive


Director