

Khanani Securities (Pvt.) Ltd.


638, Stock Exchange Building, Stock Exchange Road, Karachi, Pakistan.
TREC Holder No : 023


Un Audited

Balance Sheet As On : 31-Dec-2020

	Note	2020
Current Assets		
Advances And Other Receivables	1	1,886,852
Cash & Bank Balances	2	28,014,825
Deposits	3	8,000,000
Settlement Accounts	4	41,420
Short Term Investment - Available For Sale	5	18,947,889
Trade Debits - Considered Good And Unsecured	6	8,195,119
		65,086,105
Non Current Assets		
Intangible Assets	7	2,750,000
Long Term Deposits	8	2,155,000
Property And Equipments	9	589,504
		5,494,504
		70,580,609
Current Liabilities		
Accrued	10	1,082,054
Loan From Director	11	900,000
Trade And Other Payables	12	14,784,144
		16,766,198
Owner's Equity		
Paid Up Capital	13	40,010,000
Unappropriated Profit/loss	14	13,804,418
		53,814,418
		70,580,616

The annexed notes form an integral part of these financial statements


CHIEF EXECUTIVE


DIRECTOR


Khanani Securities (Pvt.) Ltd.

638, Stock Exchange Building, Stock Exchange Road, Karachi, Pakistan.
TREC Holder No : 023

Un Audited

Income Statement Period From 01-Jul-2020 To 31-Dec-2020

Note	2020
Revenues From Brokerage	
Revenues From Brokerage	6,870,671
Revenue From Misc Charges	0
	6,870,671
Other Income	
Interest	135,944
	135,944
	7,006,615
Admisistrative Expenses	
Rent	(60,000)
Utilities Bills	(94,646)
C D C Charges	(116,705)
Repair & Maintenance	(344,095)
Miscellaneous	(176,617)
Shares Transaction Charges	(466,320)
Audit & Legal Fees	(140,940)
Salaries, Benefits And Allowances	(1,510,000)
Entertainment	(228,480)
P S X Subcription Charges	(171,397)
Printing,stationary & Postage	(29,940)
	(3,339,140)
Financial Charges	
Bank Charges	(6,619)
	(6,619)
	(3,345,759)
Net Profit / (Loss) :	3,660,857


CHIEF EXECUTIVE


DIRECTOR